



■ 技术源自德国
■ 驱动民族工业

DM-556

经济型二相步进驱动器

用户手册

以匠心质造，驱动民族工业

DM-556

SW4 OFF

1

60%

36%

SW5~SW8

SW5~SW8

16

200~25600 /

24~50VDC



1.8

3A

0

3A

3A

0

10

2000

/

0.3A

3A

DM-556(24~50VDC)

20%

100W

120W

40%

(PUL)/

(DIR)/

(ENA)

5V~24VDC

100W

140W



4 6 8

57/60/86mm

1.4A 5.6A

SW1~SW3

SW1~SW3

8

1.4A~5.6A



SW4

SW4

OFF

1

2

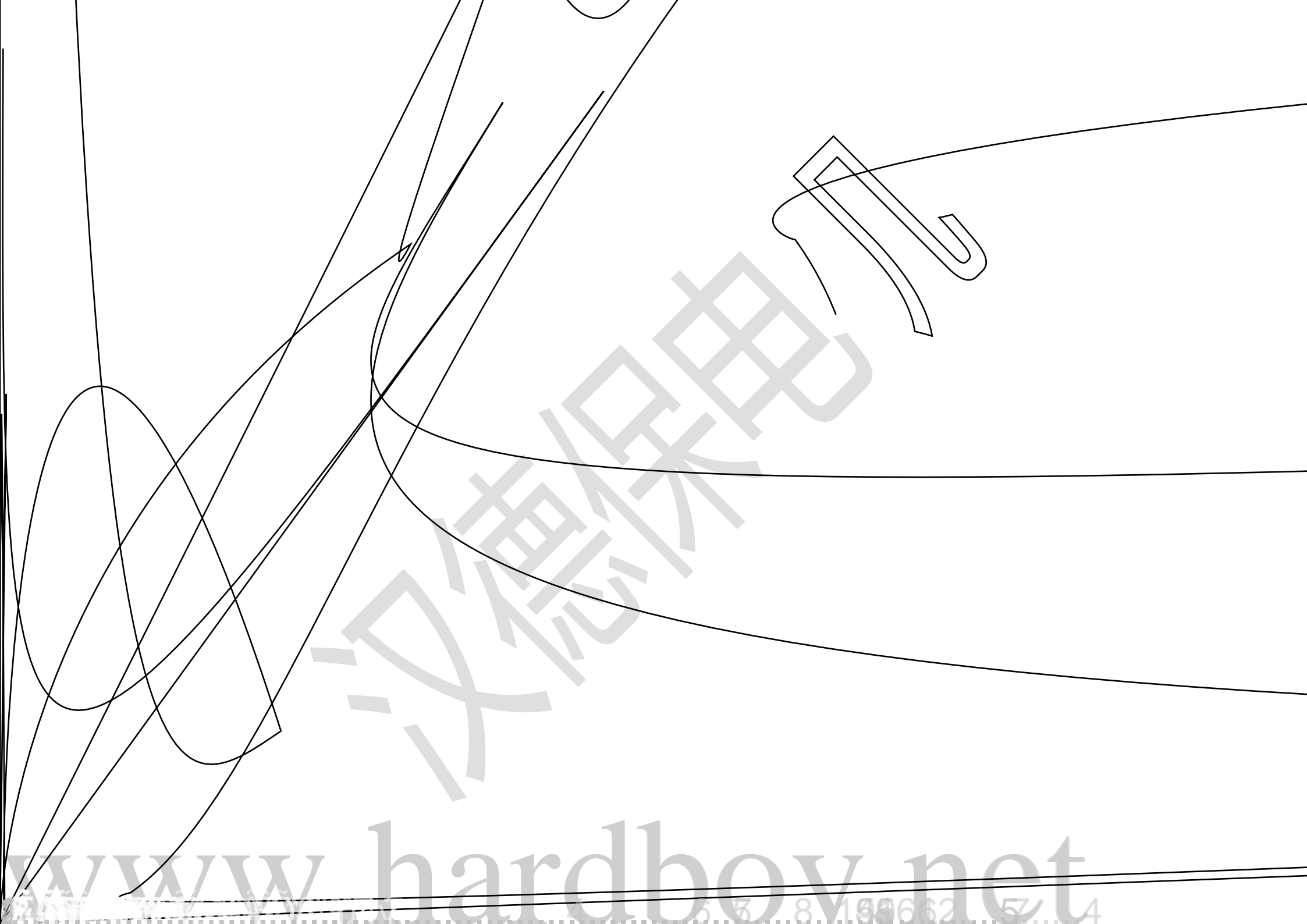
3

4

50%

ON


90%



汉德果电

www.hardbov.net
6 7 8 190662 57 4

	24	36	50	VDC
	1.4	-	5.6	A
	2	-	200K	Hz
	250	-	-	ns
	62.5	-	-	
	-	5	-	VDC
	7	10	16	mA
	-	15	-	VDC
	-	52	-	VDC




		0 40
	40	90%RH
		5.9 m/s ² Max
	-10	+70
		0.26Kg

1
2

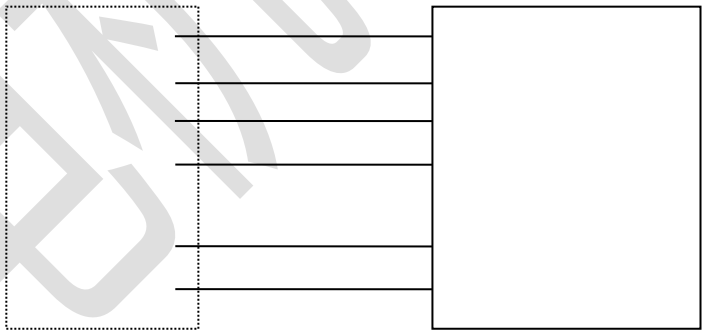
60

80



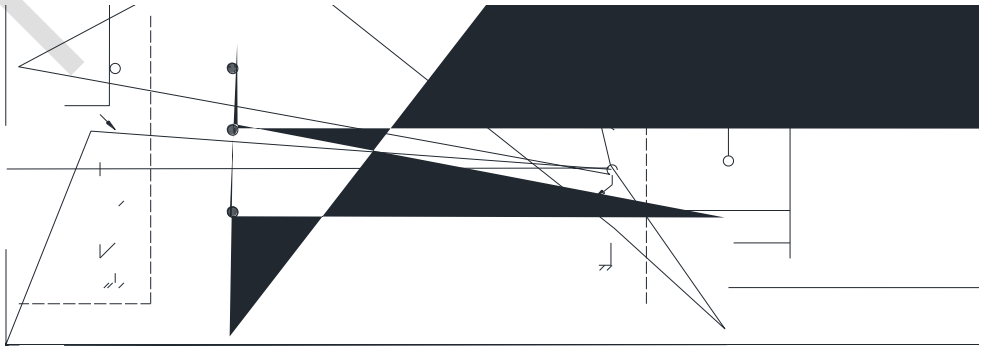
1

1	B-	B	
2	B+	B	
3	A-	A	-
4	A+	A	+
5	+VDC		+18VDC~+50VDC
6	GND		0V



2

1	ENA		
2	ENA		5~24V
3	DIR		
4	DIR		5~24V
5	PUL		
6	PUL+		



3)

LED LED LED LED LED LED LED

		LED	
1	1		
2	2		



5V~24VDC

1 t1 ENA
 ENA+ ENA-
2 t2 DIR

DIR s

汉德保电机

3

SW5~SW8

SW5~SW8	16			
/	SW5	SW6	SW7	SW8
200	ON	ON	ON	ON
400	OFF	ON	ON	ON
800	ON	OFF	ON	ON
1600	OFF	OFF	ON	ON
3200	ON	ON	OFF	ON
6400	OFF	ON	OFF	ON
12800	ON	OFF	OFF	ON
25600	OFF	OFF	OFF	ON
1000	ON	ON	ON	OFF
2000	OFF	ON	ON	OFF
4000	ON	OFF	ON	OFF
5000	OFF	OFF	ON	OFF
8000	ON	ON	OFF	OFF
10000	OFF	ON	OFF	OFF
20000	ON	OFF	OFF	OFF
25000	OFF	OFF	OFF	OFF



1.8

3A

0

3A

3A

0

10

2000

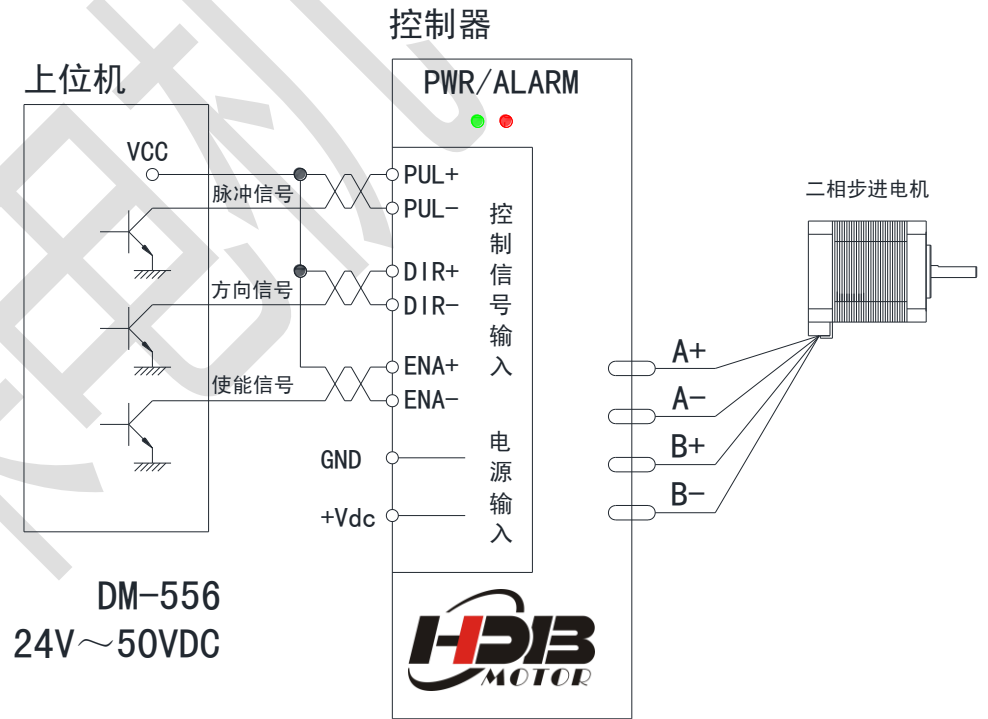
/

0.3A

3A

DM-556

4



DM-556
24V~50VDC

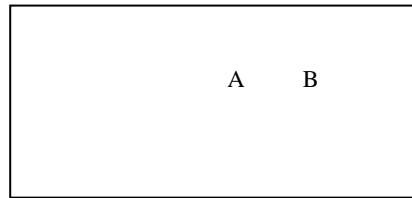
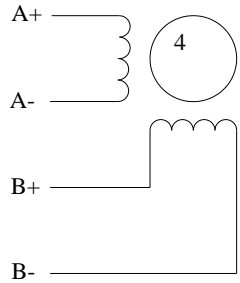
1

DM-556 (24 50VDC)

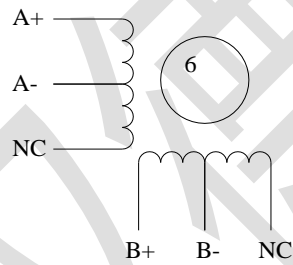
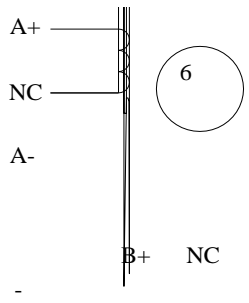
60

2

4

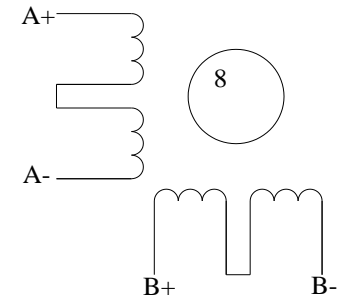
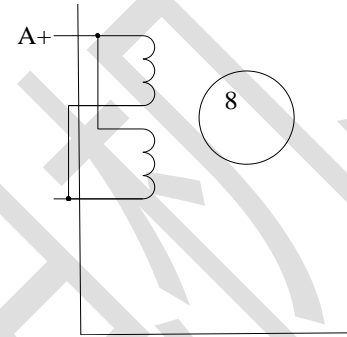


6



	70%	

8



	70%	
	1.4	

DM-556

1.4A 5.6A

4 6 8

57/60/80mm

1			
2			
3			
4			
5			
6			

1 三年保修期

2 维修响应时间

3 保修限制

7

7

4 质量保证

[http:// www.hardboy.net](http://www.hardboy.net)

汉德保电机